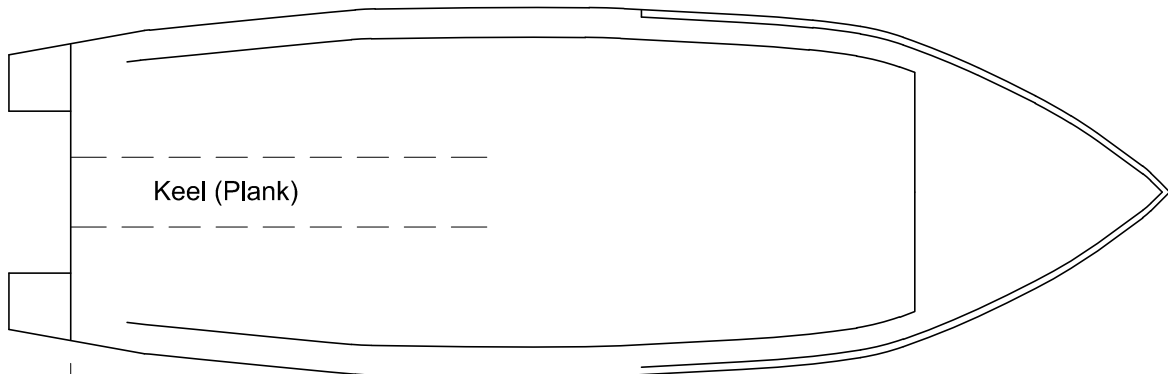


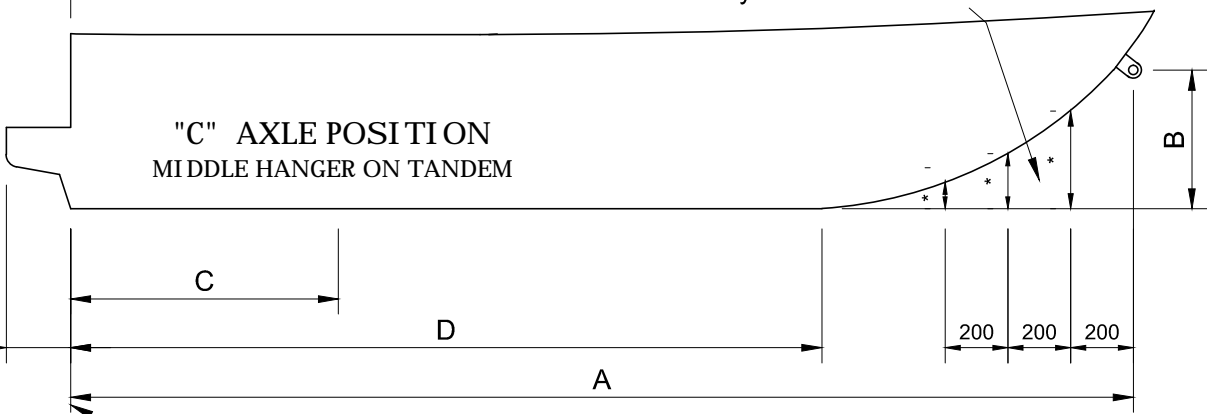
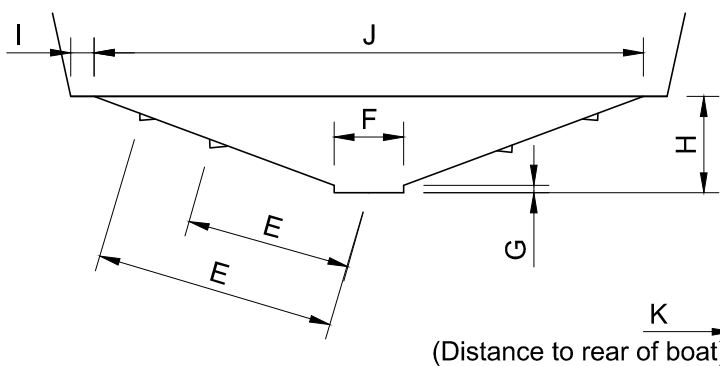
SPECIAL NOTES:

Boat _____

Contact phone number _____



Please show a dimension every 200mm until hull is flat.



Position where Keel (Plank) starts.

- A _____
- B _____
- C _____
- D _____
- E _____
- F _____
- G _____ (Please record 'zero' for G if no step)
- H _____
- I _____
- J _____
- K _____

Remember the more accurate your measurements the better your trailer will fit !
 Email any photos to assist us in better building your trailer.

**EASYTOW
 BOAT TRAILERS PTY. LTD.**

Postal; P.O. BOX 421, HEATHCOTE, VIC, 3523
 Factory; KYNETON ROAD, HEATHCOTE, 3523
 Phone; 0354332461
 Fax; 0354333488
 E-mail; parts@easytow.com.au

				THIS DRAWING IS PROPERTY OF EASYTOW BOAT TRAILERS PTY LTD. IT MUST NOT BE COPIED OR REMOVED WITHOUT THE WRITTEN CONSENT OF THE COMPANY.		TOLERANCES UNLESS STATED OVERALL LENGTH ±10mm LENGTH ±1mm ANGLE ±1 DEGREE		SCALE MODEL	
REVISIONS				TITLE TRAILER ORDER FORM OUTBOARD PLANK TYPE SKI BOAT		DWG. NUMBER F-0003		AUTHOR DATE 21/05/08	
A	HOB	03/05/10	General Revision						
REV	BY	DATE	DESCRIPTION						